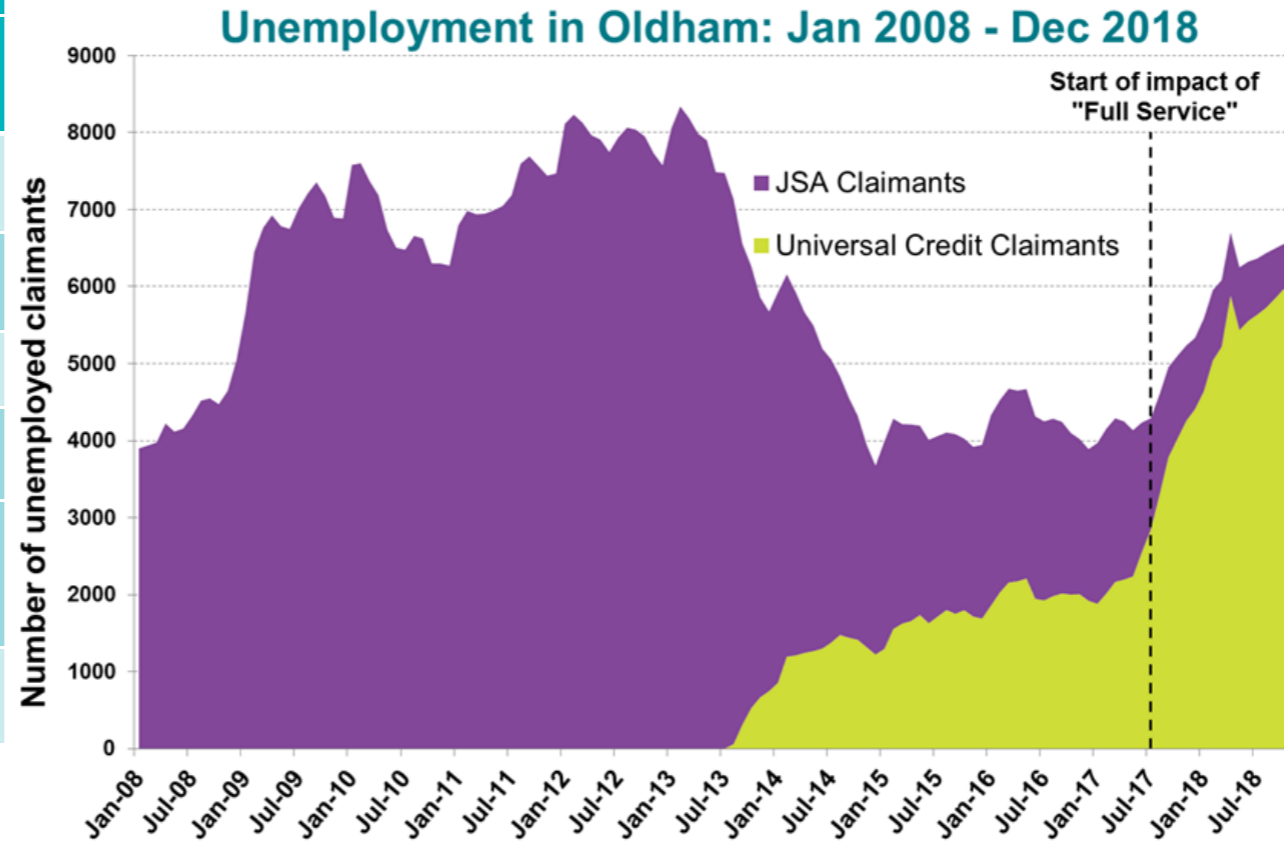


# Oldham's Welfare Reform Dashboard – January 2019

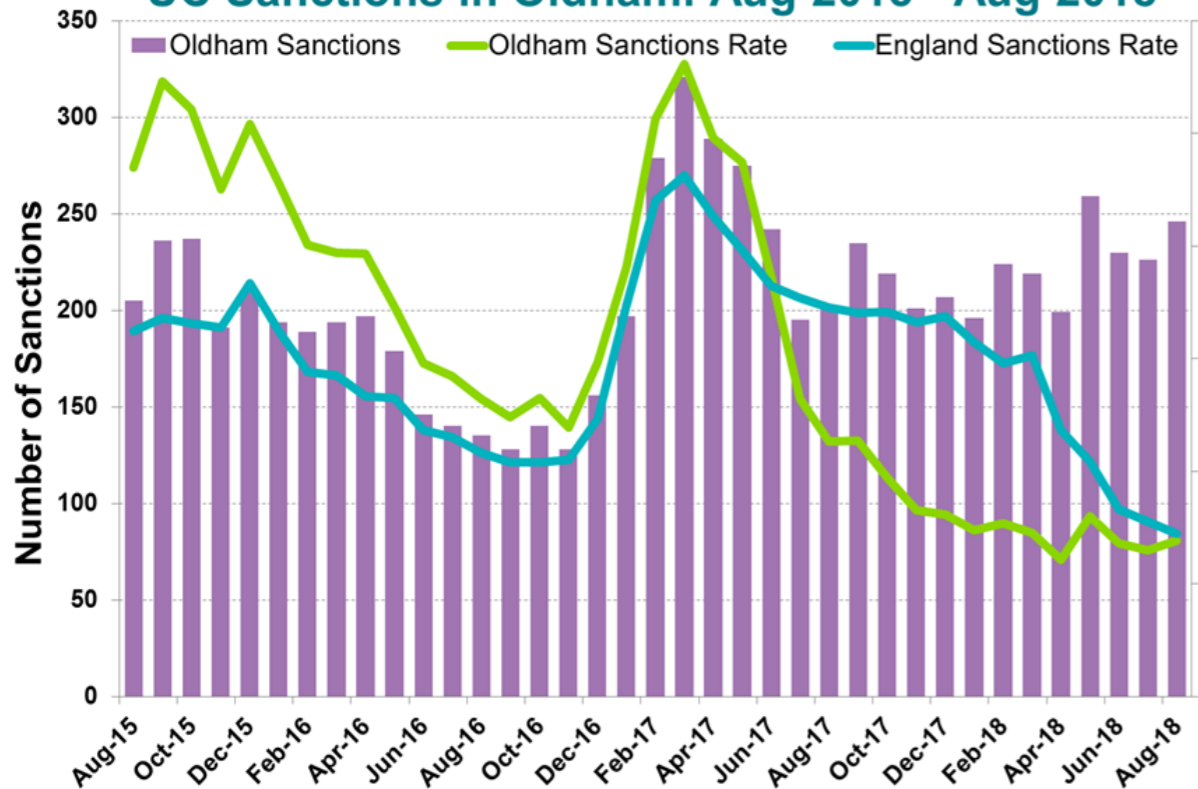
Benefit claimants (aged 16-64) - Source: DWP

	Number of claimants	%	Trend	Date
Job Seekers Allowance (JSA)	520	0.4%	↓	Dec-18
Universal Credit (UC)	16,381	11.4%	↑	Dec-18
UC (Out of Work)	6,475	4.6%	↑	Dec-18
Employment Support Allowance (ESA)	9,364	12.7%	↓	May-18
Number of families impacted by Benefit Cap	282	n/a	↓	Aug-18
Employment Rate	94,500	66.8%	↓	Jun-18

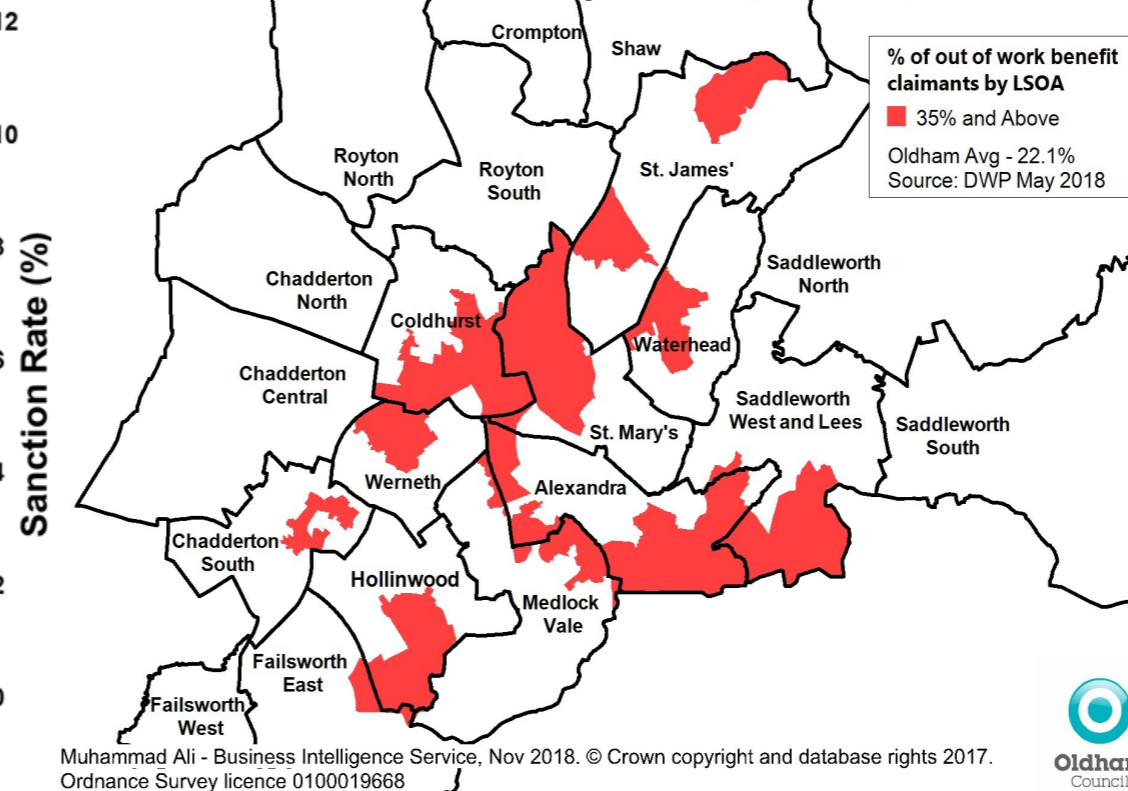


Claimant Count figures have risen sharply because of UC Full-Service. The proportion of residents in receipt of out-of-work benefits has been increasing in Oldham, most likely because of the implementation of UC Full-Service in April 2017. However, ESA figures have now levelled off after previous sustained falls, and may be on the cusp of rising. Oldham has currently 282 families impacted by the benefit cap, 128 of those capped having large families with 4, 5 or more children.

UC Sanctions in Oldham: Aug 2015 - Aug 2018



Out of Work benefit Claimants hotspots map



Since the introduction of tougher conditions and rules for the main social security benefits, claimants have been more readily sanctioned. The DWP have stopped delivering statistics for further sanctions breakdowns (such as sanctions severity level) for Full-Service claimants. Sanction numbers in Oldham are rising, yet the sanctions rate has dropped since UC Full-Service began.

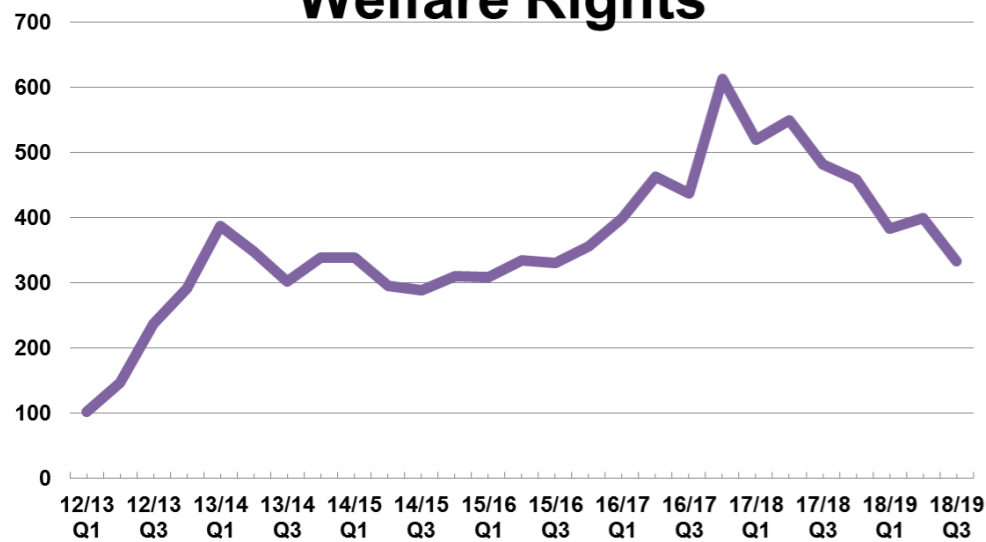
The central areas of Oldham are where there is a higher rate of individuals on out of work benefits.

Muhammad Ali - Business Intelligence Service, Nov 2018. © Crown copyright and database rights 2017. Ordnance Survey licence 0100019668

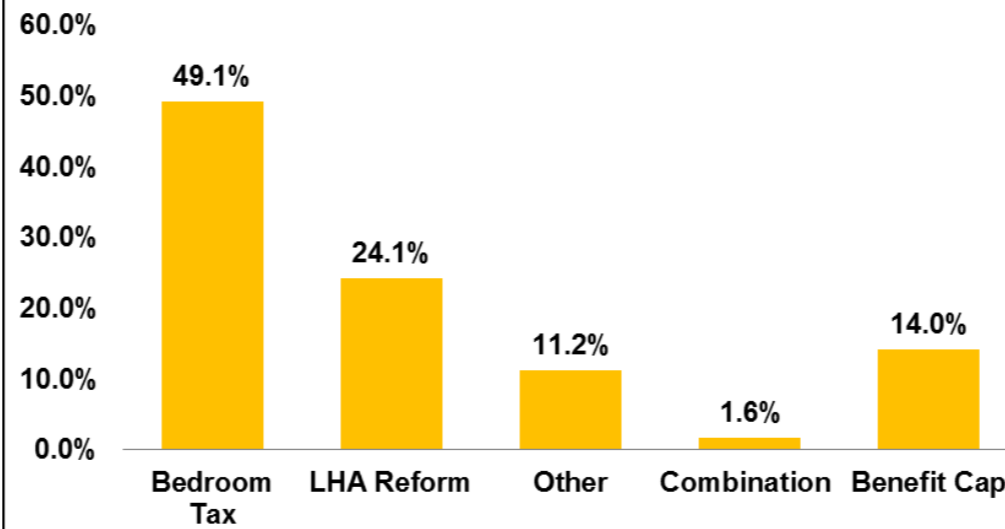


## Access to advice and support

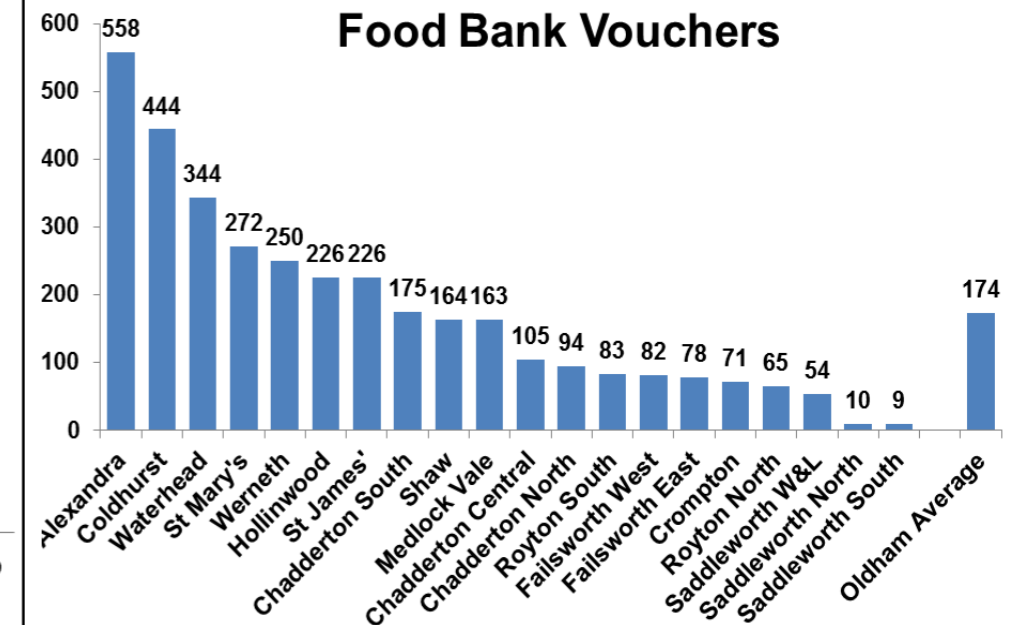
### Welfare Rights



### Summary of DHP Award %



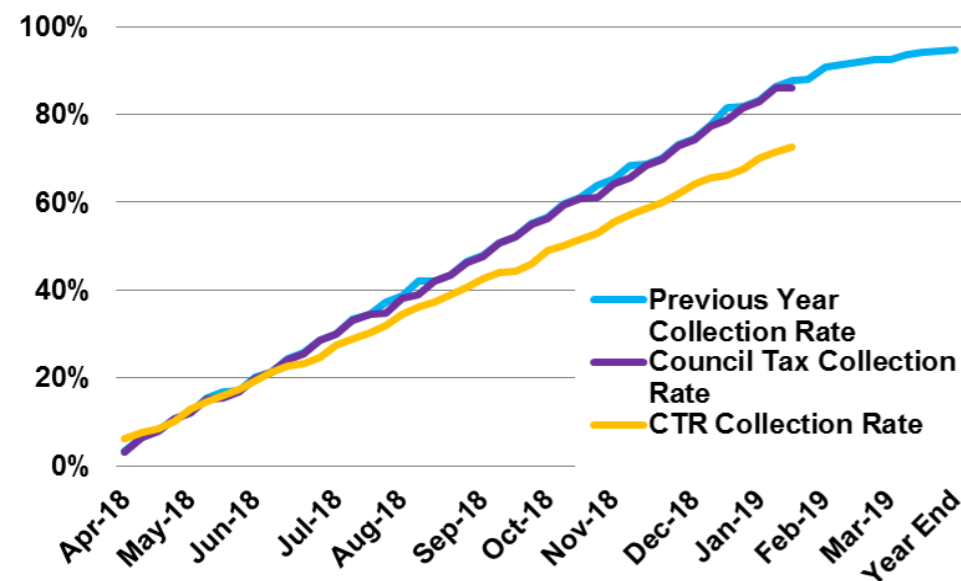
### Food Bank Vouchers



The Welfare Rights team saw steady increases in enquiries over time, until a sudden increase with the introduction of Full Service in Oldham. Levels have since fallen, as would be expected during that one year implementation period. The Welfare Rights team has supported many residents to maximise their income. In 2018/19 a budget of £654,359 was made available for DHP applications, with the majority being allocated to subsidise households impacted by the 'size criteria' ('bedroom tax'). From April 2018, £120,000 was also allocated for LWP with 596 essential items (eg furniture, white goods) delivered. Use of food banks varies greatly by ward, with highest numbers of vouchers in the most deprived wards.

## Financial Impact for Council

### Council Tax Collection Rates

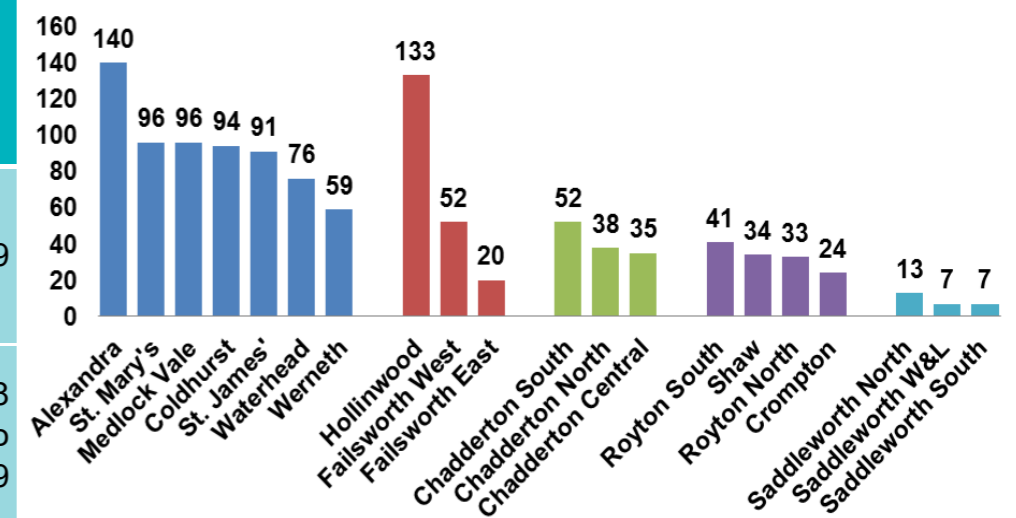


Collection rates overall are in line with the previous year. As would be expected, those in more challenging circumstances (ie receiving Council Tax Reduction (CTR) find paying Council Tax more difficult.

## Housing

Housing Indicators	Number of households affected	Trend	Date
Size Criteria (Bedroom Tax)	1,143	↓	Jan-19
Warm Homes Emergency Credits (Gas and Electric)	82	↑	April-18 to Feb-19

### Number of properties impacted by size criteria - January 2019



The number of properties impacted by size criteria ('bedroom tax') for Housing Benefit (HB) has reduced from 2,334 in May 2013 to 1,712 in April 2015 and now 1,143 in January 2019. There are currently 932 households under occupying by one room and 211 by two or more, which represent reductions when compared with previous figures. However, this data only represents HB claimants affected by under occupancy restrictions (the number affected on UC is not known). Emergency Credit usage has increased linearly since 2015.